

Easy steps for accessing your courseware for First Time Users

Look for an email from courseware.marketplace@arvato.com

Subjectline: Courseware License Key - Courseware Marketplace

1. Navigate to:
<https://skillpipe.courseware-marketplace.com/>
2. Click **Register**
3. Use an email address that you can access now. You will receive a confirmation email and you must open this email to confirm your registration.



Sign In

Welcome to skillpipe. If you are new to skillpipe, please click on the register button to setup a new account. Returning customers can sign in by entering their e-mail and password combination.

E-Mail
skillpipe@arvato.com

Password

Forgot Password?

Sign In Register Language: English

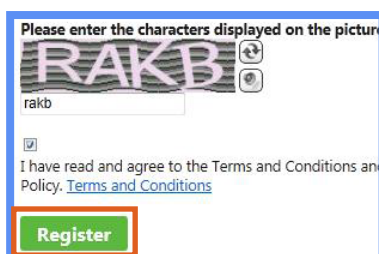
Suggested Addresses that work:

- OWA (Outlook via web access)
- @hotmail.com
- @live.com
- @gmail.com
- @yahoo.com
- Any email you can access on a handheld device

Examples of addresses that willnot work for registration:

- Government email addresses
- @comcast.net (blocks emails from arvato)
- Some school addresses

4. Enter the characters displayed in the picture, agree to the terms and conditions and click **Register**



Please enter the characters displayed on the picture

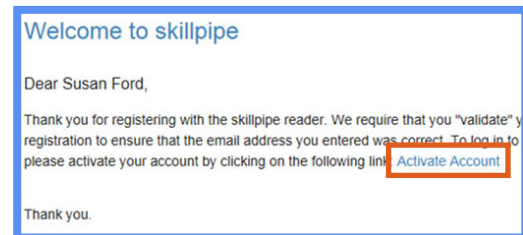
RAKB

rakb

I have read and agree to the Terms and Conditions and Policy. [Terms and Conditions](#)

Register

5. Complete registration: Go to your email and look for confirmation email. Click **Activate**



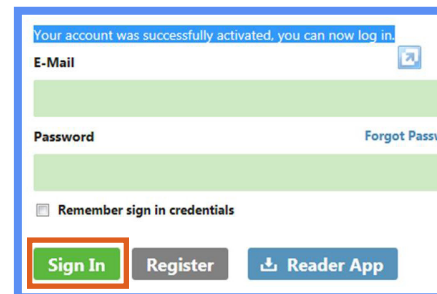
Welcome to skillpipe

Dear Susan Ford,

Thank you for registering with the skillpipe reader. We require that you "validate" your registration to ensure that the email address you entered was correct. To log in to please activate your account by clicking on the following link: [Activate Account](#)

Thank you.

6. Registration is complete. Click **Sign In**.



Your account was successfully activated, you can now log in.

E-Mail

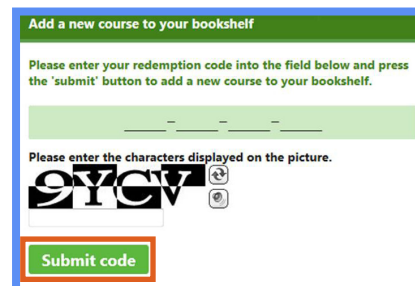
Password

Forgot Passw

Remember sign in credentials

Sign In Register Reader App

7. Add a new course to your bookshelf. Click on **+Add Book** Input the redemption code and click **Submit code**.



Add a new course to your bookshelf

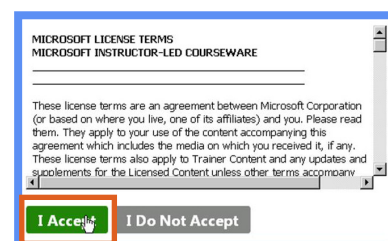
Please enter your redemption code into the field below and press the 'submit' button to add a new course to your bookshelf.

Please enter the characters displayed on the picture.

97CV

Submit code

8. Your courseware will populate once you read and **Accept** the license terms to your digital courseware.



MICROSOFT LICENSE TERMS
MICROSOFT INSTRUCTOR-LED COURSEWARE

These license terms are an agreement between Microsoft Corporation (or based on where you live, one of its affiliates) and you. Please read them. They apply to your use of the content accompanying this agreement which includes the media on which you received it, if any. These license terms also apply to Trainer Content and any updates and supplements for the Licensed Content unless other terms accompany

I Accept I Do Not Accept